


Science

Quarter 2 – Module 8: Comparing Living Things to Non-Living Things



Science – Grade 3
Alternative Delivery Mode
Quarter 2 – Module 8: Comparing Living Things to Non-living Things
First Edition, 2020

Republic Act 8293, section 176 states that: No copyright shall subsist in any work of the Government of the Philippines. However, prior approval of the government agency or office wherein the work is created shall be necessary for exploitation of such work for profit. Such agency or office may, among other things, impose as a condition the payment of royalties.

Borrowed materials (i.e., songs, stories, poems, pictures, photos, brand names, trademarks, etc.) included in this module are owned by their respective copyright holders. Every effort has been exerted to locate and seek permission to use these materials from their respective copyright owners. The publisher and authors do not represent nor claim ownership over them.

Published by the Department of Education
Secretary: Leonor Magtolis Briones
Undersecretary: Diosdado M. San Antonio

Development Team of the Module

Writer: Tiffany Ann C. Torrevillas

Editor: Arlyn B. Lim

Reviewers: Diobain C. Flores Excelsis Deo A. Deloy, Eduardo Jr. A. Eroy

Illustrator: Joan Tabanyag-Escoton

Layout Artist: Joan Tabanyag-Escoton, Ma. Dianne Joy R. dela Fuente

Management Team: Allan G. Farnazo	Eufemia T. Gamutin
Mary Jeanne B. Aldeguer	Josie T. Bolofer
Analiza C. Almazan	Arlyn B. Lim
Ma. Cielo D. Estrada	Secinia C. Morales
Maria Liza I. Berandoy	

Printed in the Philippines by _____

Department of Education – Region XI

Office Address: F. Torres St., Davao City
Telefax: (082) 291-1665; (082) 221-6147
E-mail Address: region11@deped.gov.ph * lrms.regionxi@deped.gov.ph

Science

Quarter 2 – Module 8: Comparing Living Things to Non-Living Things

Introductory Message

This Self-Learning Module (SLM) is prepared so that you, our dear learners, can continue your studies and learn while at home. Activities, questions, directions, exercises, and discussions are carefully stated for you to understand each lesson.

Each SLM is composed of different parts. Each part shall guide you step-by-step as you discover and understand the lesson prepared for you.

Pre-tests are provided to measure your prior knowledge on lessons in each SLM. This will tell you if you need to proceed on completing this module or if you need to ask your facilitator or your teacher's assistance for better understanding of the lesson. At the end of each module, you need to answer the post-test to self-check your learning. Answer keys are provided for each activity and test. We trust that you will be honest in using these.

In addition to the material in the main text, Notes to the Teacher are also provided to our facilitators and parents for strategies and reminders on how they can best help you on your home-based learning.

Please use this module with care. Do not put unnecessary marks on any part of this SLM. Use a separate sheet of paper in answering the exercises and tests. And read the instructions carefully before performing each task.

If you have any questions in using this SLM or any difficulty in answering the tasks in this module, do not hesitate to consult your teacher or facilitator.

Thank you.



What I Need to Know

This module was designed and written with you in mind. It is here to help you master the skill in comparing living things to non-Living things. **(S3LT-IIe-f-11)**

The scope of this module allows it to be used in many different learning situations. The language used recognizes the different vocabulary level of students. The lessons are arranged to follow the standard sequence of the course. But the order in which you read them can be changed to be similar with the textbook you are now using.

The module is composed one lesson only namely:

- Lesson 1 – Characteristics of Non-Living things and Living Things

After going through this module, you are expected to be able to:

1. Identify living things and non-living things
2. Compare how they are different from each other based on their observable characteristics.
3. Appreciate the value of living and non-living things to humans.



What I Know

Choose the letter of the best answer. Write your chosen letter on a separate sheet of paper.

1. All living things need_____ to grow.
 - a. ball
 - b. fan
 - c. sunlight
 - d. television
2. Which is **NOT** a characteristic of living things?
 - a. Living things breathe
 - b. Living things do not grow
 - c. Living things needs energy
 - d. Living things respond to their environment
3. These are examples of living things **EXCEPT**:
 - a. animals
 - b. plants
 - c. trees
 - d. water
4. Which of the following **cannot** reproduce?
 - a. dogs
 - b. humans
 - c. trees
 - d. wind
5. Which **does not** need air to grow?
 - a. Fish
 - b. Horse
 - c. Rocks
 - d. trees

Lesson

1

Characteristics of Living and Non-Living Things



What's In

We are surrounded every day with so many things. Things like plants and animals or like rivers and clouds. There are also man-made things like cars and buildings. But how do these things differ from each other?

Things which are alive are called living things. Things which are not alive are called non-living things. But how would you know if a thing is alive or not?

Living things can move, grow, and reproduce. Non-living things, on the other hand, can also move but they cannot reproduce.



Notes to the Teacher

Plants, animals, and human beings are alive and are examples of living things. They consume energy to grow, move on their own and reproduce.







Air, water, rocks, and buildings are not alive although some of them can grow or move with the help of others, but they can never reproduce. They are examples of non-living things.















What's New









Guide questions. Write your answers in your notebook.

1. Which things are animals?
2. Which things are plants?
3. Which things are neither a plant nor an animal?
4. Where do animals and plants belong?
5. Where do things that are neither plants nor animals belong?

					
goat	flower	ball	pillows	cow	bike

					
car	balloons	clock	cake	butterfly	child
					
dog	eagle	puzzle	chair	Candy	guitar

Task B. Group the following things according to its characteristics.
Write your answer in your notebook.

			
ball	bike	goat	clock
			
butterfly	chair	dog	cow

Things that need food to grow	Things that do not need food



What is It



Group the characteristics of living things and non-living things as described in the picture. Do this in your notebook.

LIVING THINGS


NON- LIVING THINGS



Breathe air to
grow



Do not move on their
own




Reproduce



Grows from
the inside




Do not
reproduce



What's More

Identify the living and non-living thing described in the box. Write your answer on your notebook.


I am a non-living thing.
I move when you push me.
I do not grow. But I can
bounce when you dribble me.
You play me with your friend.
Who am I?





I am a living thing.
I grow by taking water with
my roots.
I grow under the sunlight.
I grow using the air.
I am the national flower.

I am a living thing.
I grow through taking
water from my roots.
I give shade for you to
shed.
My trunks are strong.



I am a non-living thing.
I have two wheels.
In order for me move, you
have to use my pedal.
I can give you a ride if you
want.





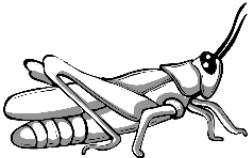






What I Have Learned

Cut and paste the picture below then put it on the correct box and tell if it is a living thing or a non- living thing.

Warning: Be sure to have an adult when you use sharp objects like scissors.





What I Can Do

Draw (3) examples of living things and non-living things that you can find at your home.

LIVING THINGS

NON-LIVING THINGS

Answer the following question on your notebook:

1. What are the characteristics of **LIVING THINGS**? List at least (3)

2. What are the characteristics of **NON-LIVING THINGS**? List at least (3)



Assessment


A. Direction. Write I if the statement is true and F if it is false.
Write your answer in your notebook.

1. Human beings are living things. ____
2. Non-living things can breathe. ____
3. Non-living things may move but they cannot reproduce.

4. Air, water, rocks and buildings can reproduce. ____
5. Living things can grow, move, reproduce, and use their energy. ____

B. Observe the picture below and label them if it is a **living thing** or **non-living thing**.











Additional Activities

Read and copy the poem in your notebook. Box ☐ the LIVING THINGS and encircle ☐ the NON-LIVING THINGS.

THINGS AROUND YOU AND ME

By: Tiffany Ann C. Torrevillas

Trees give us shade for us to shed
It gives us air to breathe
Water helps us to survive
It quenches our thirst, keeping us alive

When birds fly
They can also soar high
They get fruits from tree
For them to eat for free

House gives us shelter
It will make us humans feel and live better
It can be made of rocks, sand and pebble
Keeping it strong for us to play and giggle



Answer Key

<p>What I know</p> <p>1.c 2.b 3.d 4.d 5.c</p>	<p>What's New</p> <p>1. Which things are animals? Goat, , cow, butterfly, dog, eagle 2. Which things are plants? Flower 3. Which things are neither plants nor animals? Ball, pillows, bike, car, balloons, clock, cake, puzzle, chair, guitar, candy cane 4. Where do animals and plants belong? LIVING THINGS 5. Where do things that are neither plants nor animals belong? NON-LIVING THINGS</p>	<p>Task B</p> <p>Things that need food to grow. butterfly, dog, cow, goat Things that does not need food to grow Ball, chair, bike, clock</p>
--	---	--

<p>What I Have Learned</p> <p>Living things Dog, fish, rat, grasshopper, flower Non-Living things Chair, ball, car, bike, camera</p>	<p>What's more</p> <p>Ball Sampaguita Tree Bicycle/ bike</p>	<p>What is it</p> <p>Living Things Eat food to grow, breathe air to grow, move on their own, reproduce, grow from the inside Non-Living Things Does not need food, Do not move on their own, Do not reproduce</p>
---	---	--

Living Things (Box)
Trees, birds, tree, human
Non-Living things (Circle)
Air, water, house, rocks,
sand, pebbles

Non-Living things (Circle)

Air, water, house, rocks,
sand, pebbles

1. T
2. F
3. T
4. F
5. T

3. T

b. 1. non-living th

1. non-living

2. living thing

3. living thing

4. living thing

Answers may vary (drawing of livings and non-living things
Learners may answer any of the following characteristics

Answers may vary (drawing of livings and non-living things

Learners may answer any of the following characteristics

Living Things: Eat food to

grow, breathe air to grow,
move on their own,

reproduce, grow from the inside

Non-Living Things: Does not need food. Do not move on

their own, Do not reproduce

References

Abracia N. M. et. al. *Science in Our World 3*. Quezon City: Vibal Publishing House Inc., 2013.

DepEd IMCS. *Let's Explore Science 3 for Daily Use*. Pasig City: Department of Education, 2014. Accessed October 10, 2019. <https://lrmds.deped.gov.ph>

DepEd-Negros Occidental Division. *Changes in an Object Before and After Heating*. Pasig City: Bureau of Elementary Education, 2010. Accessed October 10, 2019. <https://lrmds.deped.gov.ph>

Lumbre, A. P. et. al. *21st Century Mathletes 5*. Quezon City: Vibal Group Inc, 2016.

DepEd LR Portal. Media Arts. Department of Education, Accessed June 30, 2020. <https://lrmds.deped.gov.ph>

For inquiries or feedback, please write or call:

Department of Education - Bureau of Learning Resources (DepEd-BLR)

Ground Floor, Bonifacio Bldg., DepEd Complex
Meralco Avenue, Pasig City, Philippines 1600

Telefax: (632) 8634-1072; 8634-1054; 8631-4985

Email Address: blr.lrqad@deped.gov.ph * blr.lrpdpd@deped.gov.ph