


# Mathematics

## Quarter 1 – Module 8:

### Comparing Money through ₱1 000



**Mathematics – Grade 3**  
**Alternative Delivery Mode**  
**Quarter 1 – Module 8: Comparing Money through ₱ 1 000**  
**First Edition, 2020**

**Republic Act 8293, section 176** states that: No copyright shall subsist in any work of the Government of the Philippines. However, prior approval of the government agency or office wherein the work is created shall be necessary for exploitation of such work for profit. Such agency or office may, among other things, impose as a condition the payment of royalties.

Borrowed materials (i.e., songs, stories, poems, pictures, photos, brand names, trademarks, etc.) included in this module are owned by their respective copyright holders. Every effort has been exerted to locate and seek permission to use these materials from their respective copyright owners. The publisher and authors do not represent nor claim ownership over them.

Published by the Department of Education  
Secretary: Leonor Magtolis Briones  
Undersecretary: Diosdado M. San Antonio

**Development Team of the Module**

**Author:** Mary Luz O. Fullo

**Editors:** Arnel S. Zaragosa, Jeremias C. Ceniza, Gina F. Silvestre, Elma C. Prudente

Annie Fel Lingatong, Edgardo Dondon S. Lorenzo, Ailyn V. Ponce

**Reviewers:** Helen C. Ugay, Marian Hista Villacrusis, Angelica M. Mendoza

Lyn C. Dela Cerna, Emelita L. Flores, Ana Lorma A. Dahiroc

**Illustrators:** Dennis Macaubos, Alfie Valenteros, Christian Loyd Alfuerio, Pit Ybanez

**Layout Artist:**

**Management Team:** Allan g. Farnazo

Alona C. Uy

Mary Jeanne B. Aldeguer

Maria Gina F. Flores

Analiza C. Almazan

Arnel S. Zaragosa

Ma. Cielo D. Estrada

Jeremias C. Ceniza

Maria Liza I. Berandoy

Illuminado T. Boiser

**Printed in the Philippines by** \_\_\_\_\_

**Department of Education – Region XI**

Office Address: F. Torres St., Davao City

Telefax: (082) 291-1665; (082) 221-6147

E-mail Address: region11@deped.gov.ph \* lrms.regionxi@deped.gov.ph

# Mathematics

Quarter 1 – Module 8:  
Comparing Money through ₱1 000

## Introductory Message

This Self-Learning Module (SLM) is prepared so that you, our dear learners, can continue your studies and learn while at home. Activities, questions, directions, exercises, and discussions are carefully stated for you to understand each lesson.

Each SLM is composed of different parts. Each part shall guide you step-by-step as you discover and understand the lesson prepared for you.

Pre-tests are provided to measure your prior knowledge on lessons in each SLM. This will tell you if you need to proceed on completing this module or if you need to ask your facilitator or your teacher's assistance for better understanding of the lesson. At the end of each module, you need to answer the post-test to self-check your learning. Answer keys are provided for each activity and test. We trust that you will be honest in using these.

In addition to the material in the main text, Notes to the Teacher are also provided to our facilitators and parents for strategies and reminders on how they can best help you on your home-based learning.

Please use this module with care. Do not put unnecessary marks on any part of this SLM. Use a separate sheet of paper in answering the exercises and tests. And read the instructions carefully before performing each task.

If you have any questions in using this SLM or any difficulty in answering the tasks in this module, do not hesitate to consult your teacher or facilitator.

Thank you.



## *What I Need to Know*

This module was designed and written with you in mind. It is here to help you learn the skill of comparing money through ₱1 000. The scope of this module permits it to be used in many different learning situations. The language used recognizes your diverse vocabulary backgrounds. The lessons are arranged to follow the standard sequence of the course, but the order in which you read them can be changed to correspond with the Mathematics Grade 3 learning materials you are using.

After going through this module, you are expected to:

1. Compare values of the different denominations of coins and bills through ₱1 000. **(M3NS-Id-22.2)**

Enjoy your journey. Good luck!



1. Which of the following set of bills has the highest value?

2. Which of the following set of bills has the lowest value?

3. Mother is planning to go to the market. She has one 200-peso bill and two 5-peso coins. How much money does she have?

- a. ₱ 220.00                      c. ₱ 200.00  
b. ₱ 205.00                      d. ₱ 210.00

4. How many 10-peso bill will you collect for you to earn ₱1 000.00?

- [illegible]

## Lesson

### Compares Values of the Different Denominations of Coins and Bills through ₱1 000 using Relation Symbols



In this lesson, you are going to learn of comparing money through ₱1 000 using relation symbols. This lesson also strengthens the skill in identifying the value of money in bills and coins as you have previously learned. The objective of the lesson is for you to compare values of the different denominations of coins and bills through ₱1 000.00. The value focus is on thriftiness. Follow the flow of the lessons sincerely and appreciate the concrete examples prepared for you for a better understanding of the concept. Hoping that you will enjoy the activities as you go on discovering and learning the concepts.













### *What's In*

In this section, you are going to review and recall what you have previously learned.

Write the amount of the money below the symbol and in words.

Money	Symbol	Words
		
		

Money	Symbol	Words
		
		
		
		
		
		
		
		
		
		





## *What's New*

### Activity 1

Anika's teacher is asking the Grade 3 learners in their school to give financial donations for the earthquake victims in North Cotabato. At the end of the week, she listed all the collected donations from the different sections.

Sections	Amount of Donations Collected
Bonifacio	₱ 200.00
Rizal	₱ 400.00
Mabini	₱ 100.00
Dagohoy	₱ 200.00
Aguinaldo	₱ 100.00

Answer the following questions:

1. Which section has the lowest donation?
2. Which section has the highest donation?
3. What is the total amount of donations collected?
4. Arrange the order of the sections with the highest and to the lowest amount of donations collected.















## *What is It*

Our lesson in this module is about comparing amount of money in coins and in bills, and determine if they are **greater than**, **less than**, or **equal** to each other.

When comparing amounts of money, we use relation symbols  $<$  (less than),  $>$  (greater than), or  $=$  (equal).

Remember that comparing money is the same as comparing numbers. You already know how to compare numbers in the previous lessons. Shown below is the arrangement of money from highest to lowest amount.

Money	Value
	₱ 1 000.00
	₱ 500.00
	₱ 200.00
	₱ 100.00
	₱ 50.00
	₱ 20.00
	₱ 10.00
	₱ 5.00
	₱ 1.00
	₱ 0.25
	₱ 0.05
	₱ 0.01

From the chart previously shown, it is now easy to equate the value of money bills and coins as to the combination of other money.

Example:

1. There are four 25 centavos to make 1 peso.



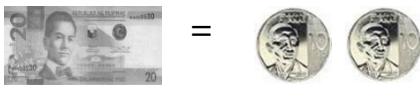
2. There are five 1-peso coins needed to make 5 pesos.



3. There are two 5-peso coins needed to make 10 pesos.



4. There are two 10-peso coins needed to make ₱ 20.



5. There are two 20-peso bills and one 10-peso coin needed to make ₱ 50.



You may continue the combination up to ₱1 000. There are many ways to combine money bills and coins to equate to the amount of a certain money value.

It is important to master this skill to make it easier to compare the combined total amount of money.

Example: If Lucas has five 100 peso bills and Andrea has two 500 peso bills, we might want to know who has more money.

Lucas		= ₱ 500.00
Andrea		= ₱ 1 000.00

The picture shows that Andrea has more money since 1 000 is greater than ( $>$ ) 500.


In comparing values of different denominations of bills and coins, the total amount should be determined first.

In comparing the digits, start from the greatest place value to the least place value. The value of each kind of bill and coin should be written, then added. In showing the relation of the value of money, the symbols  $>$ ,  $<$ , and  $=$  are used.

Example: Which is greater, ₱ 235.00 or ₱ 164.00?

In the given example, the total amount of money is ₱164.00 and ₱235.00. Since 235 is greater than 164, we can say that

$\text{₱ } 235.00 > \text{₱ } 164.00.$
--



## *What's More*

### Activity 2

Compare the given amount. Write the symbol  $<$ ,  $>$ , or  $=$  in each box.

- |               |                      |          |
|---------------|----------------------|----------|
| 1. ₱ 330.00   | <input type="text"/> | ₱ 430.00 |
| 2. ₱ 1 000.00 | <input type="text"/> | ₱ 999.00 |
| 3. ₱ 870.00   | <input type="text"/> | ₱ 780.00 |
| 4. ₱ 745.00   | <input type="text"/> | ₱ 754.00 |









## *What I Have Learned*

1. The total amount should be determined first before comparing the value.
2. In comparing the digits, start from the greatest place value to the least place value.
3. The value of each kind of bill and coin should be written then added afterwards.
4. In showing the relation of the value of money, the symbols  $>$ ,  $<$ , and  $=$  are used.



## What I Can Do

Your mother has given you ₱ 150.00 as a gift on your birthday to buy any of the items below. Write in the box the symbol "<" if the price of the item is **less than** your money, ">" if **greater than** your money, or "=" if the price is **equal** to your money.

- |   |   |
|---|---|
| <p>1.  ₱ 300.00 <input style="width: 50px; height: 30px; border: 1px solid black;" type="text"/></p>   | <p>4.  ₱ 150.00 <input style="width: 50px; height: 30px; border: 1px solid black;" type="text"/></p>  |
| <p>2.  ₱ 80.00 <input style="width: 50px; height: 30px; border: 1px solid black;" type="text"/></p>  | <p>5.  ₱ 200.00 <input style="width: 50px; height: 30px; border: 1px solid black;" type="text"/></p>  |
| <p>3.  ₱ 250.00 <input style="width: 50px; height: 30px; border: 1px solid black;" type="text"/></p> | <p>6.  ₱ 50.00 <input style="width: 50px; height: 30px; border: 1px solid black;" type="text"/></p> |

List down below the items asked by each column.

Items You Can Afford	Items You Can Not Afford



## Assessment

Compare the values of the different denominations of coins and bills using relation symbols:  $<$ ,  $>$ , and  $=$ . Write your answers on the space provided.

1.   \_\_\_\_\_  
2.  \_\_\_\_\_   

3.  \_\_\_\_\_   

4.  \_\_\_\_\_   
 
5.  \_\_\_\_\_ 



## *Additional Activities*

Write the combination of 3 different paper bills that, when added will satisfy the symbol given.

1. ₱ \_\_\_\_\_ + ₱ \_\_\_\_\_ + ₱ \_\_\_\_\_ = ₱ 350.00

2. ₱ \_\_\_\_\_ + ₱ \_\_\_\_\_ + ₱ \_\_\_\_\_ > ₱ 1 650.00

3. ₱ \_\_\_\_\_ + ₱ \_\_\_\_\_ + ₱ \_\_\_\_\_ < ₱ 200.00





# Answer Key

<p><b>What's More</b></p> <p>Activity 2</p> <ol style="list-style-type: none"> <li>1. &lt;</li> <li>2. &gt;</li> <li>3. &gt;</li> <li>4. &lt;</li> </ol>	<p><b>What's In</b></p> <p>₱ 1000 – one thousand pesos          ₱ 500 – five hundred pesos          ₱ 200 – two hundred pesos          ₱ 100 – one hundred pesos          ₱ 50 – fifty pesos          ₱ 20 – twenty pesos          ₱ 10 – ten pesos          ₱ 5 – five pesos          ₱ 1 – one peso          ₱ 0.25 – twenty-five centavos          ₱ 0.05 – five centavos          ₱ 0.01 – 1 centavo</p>	<p><b>What's New</b></p> <p>Activity 1          1. Mabini &amp; Aguinaldo          2. Rizal          3. P1 000          4. Rizal          Bonifacio          Dagohoy          Mabini          Aguinaldo</p>
<p><b>Additional Activities</b></p> <p>₱200 + ₱100 + ₱50 = ₱ 350.00          ₱1,000 + ₱500 + ₱200 &gt;          ₱1,650.00          ₱100 + ₱50 + ₱20 &gt; ₱ 200.00</p>	<p><b>What I Can Do?</b></p> <p>can afford:          slippers          shirt          yoyo          can't afford:          shoes          umbrella          pants</p> <ol style="list-style-type: none"> <li>1. &gt;</li> <li>2. &gt;</li> <li>3. &gt;</li> <li>4. &lt;</li> <li>5. &lt;</li> </ol>	<p><b>Assessment</b></p> <ol style="list-style-type: none"> <li>1. &gt;</li> <li>2. &lt;</li> <li>3. =</li> <li>4. &gt;</li> <li>5. &lt;</li> </ol>

## *References*

Chingcuangco, Ofelia G., Henry P. Contemplacion, Eleanor I. Flores, Laura N. Gonzaga, Carolina O. Guevara, Robesa R. Hilario, Gerlie M. Ilagan, Maritess S. Patacsil, Ma. Corazon C. Silvestre, Remylinda T. Soriano, Victoria C. Tafalla, Teresita P. Tagulao, and Dominador J. Villafria. *Mathematics 3 Teachers Guide*. Rex Bookstore, Inc. Pasig City, 2015.

Tagle-Ditablan, Jadith M., Maria Cecilia J. Sanvictores, Nancy T. Castro, Noel M. Menor and Paulino T. Gureng, PhD... 2014. *Realistic Math Scaling Greater Heights 3*. Sibbs Publishing House, Inc., Phoenix Building, 927, Quezon Ave, Quezon City, 1121 Metro Manila.

**For inquiries or feedback, please write or call:**

Department of Education - Bureau of Learning Resources (DepEd-BLR)

Ground Floor, Bonifacio Bldg., DepEd Complex  
Meralco Avenue, Pasig City, Philippines 1600

Telefax: (632) 8634-1072; 8634-1054; 8631-4985

Email Address: [blr.lrqad@deped.gov.ph](mailto:blr.lrqad@deped.gov.ph) \* [blr.lrpd@deped.gov.ph](mailto:blr.lrpd@deped.gov.ph)